

# Corrales Neighborhood Report

[www.corrales.com](http://www.corrales.com)

Learn about the community's market activity, demographics, economic statistics and more.

Provided by:

**Syan**<sup>TM</sup>  
REAL ESTATE

**Cabazon Broker:** Leigh-Jo Anzures

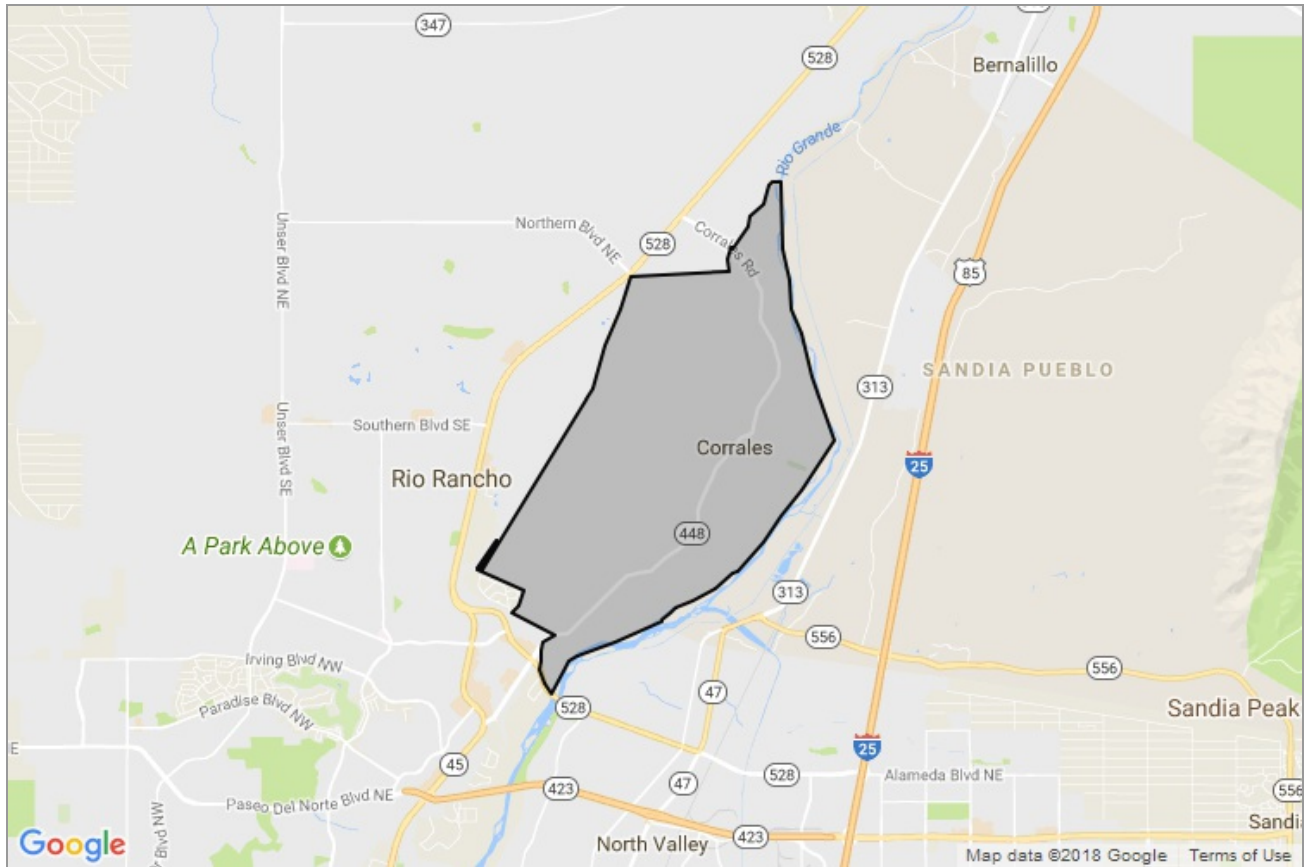
**Call/Text:** (505) 730-8181

**E-mail:** [info@syon.com](mailto:info@syon.com)

**Website:** [www.syon.com](http://www.syon.com)

NEIGHBORHOOD REPORT

# Corrales, New Mexico



[www.corrales.com](http://www.corrales.com)

# Neighborhood: Housing Stats and Charts

	Corrales	Sandoval County	New Mexico	USA
Median Estimated Home Value	\$450K	\$188K	\$207K	\$229K
Estimated Home Value 12-Month Change	+5.1%	+3.3%	+5.1%	+1.4%
Median List Price	\$397K	\$99K	\$169K	\$89.9K
List Price 1-Month Change	-0.5%	-6.8%	-0.5%	-5.4%
List Price 12-Month Change	+18.5%	-10%	+5.6%	+2.7%
Median Home Age	28	23	36	45
Own	90%	81%	68%	64%
Rent	10%	19%	32%	36%
\$ Value of All Buildings for which Permits Were Issued	–	\$97.4M	\$780M	\$102B
% Change in Permits for All Buildings	–	+1%	-3%	+2%
% Change in \$ Value for All Buildings	–	+5%	+1%	+7%

## Median Sales Price vs. Sales Volume

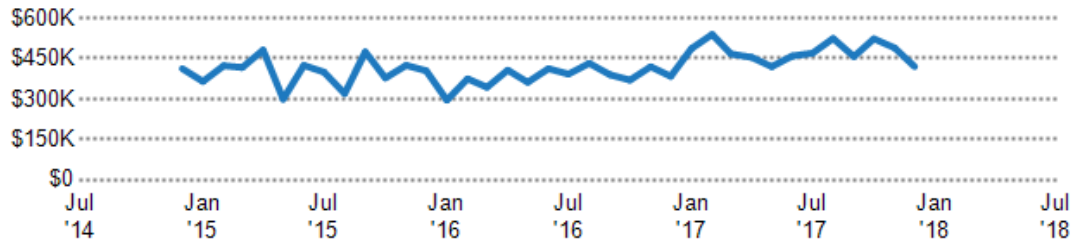
This chart compares the price trend and sales volume for homes in an area. Home prices typically follow sales volume, with a time lag, since sales activity is the driver behind price movements.

Data Source: Public records and listings data

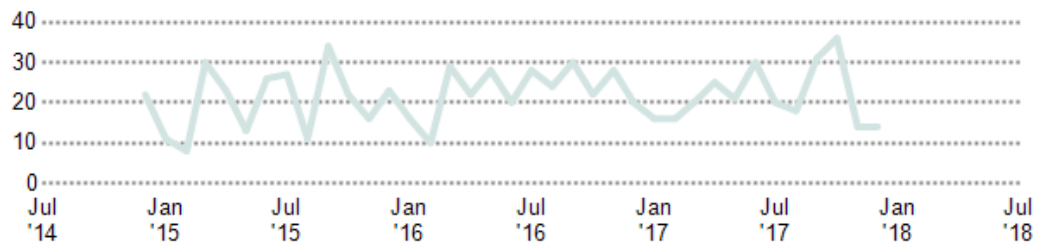
Update Frequency: Monthly

- Median Sales Price Public Records
- Median Sales Price Listings
- Sales Volume Public Records
- Sales Volume Listings

Median Sales Price



Sales Volume



## Median Listing Price vs. Listing Volume

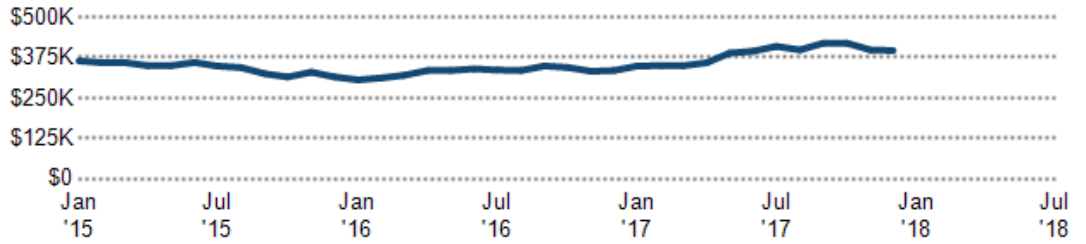
This chart compares the listing price and listing volume for homes in an area. Listing prices often follow listing volume, with a time lag, because supply can drive price movements.

Data Source: On- and off-market listings sources

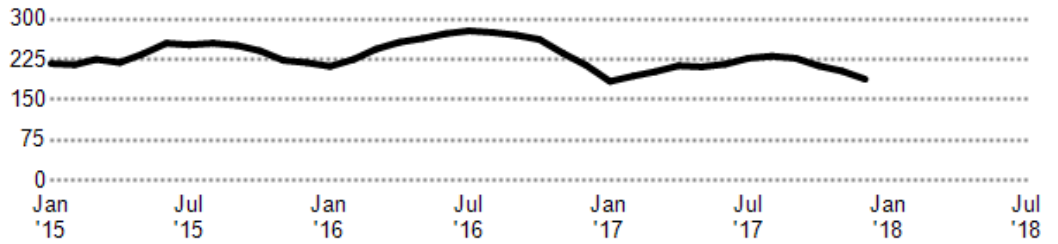
Update Frequency: Monthly

- Median List Price
- Listing Volume

Median List Price



Listing Volume



## Neighborhood: People Stats and Charts

	Corrales	Sandoval County	New Mexico	USA
Population	8.46K	137K	2.08M	317M
Population Density per Sq Mi	803	36.8	17.2	—
Population Change since 2010	+6.3%	+5.8%	+3.3%	+2.4%
Median Age	53	39	37	38
Male / Female Ratio	48%	49%	50%	49%

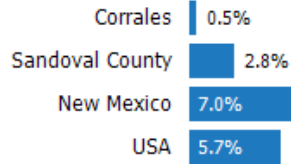
### Education Levels of Population

This chart shows the educational achievement levels of adults in an area, compared with other geographies.

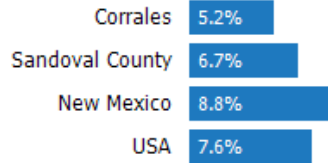
Data Source: U.S. Census American Community Survey via Esri, 2016

Update Frequency: Annually

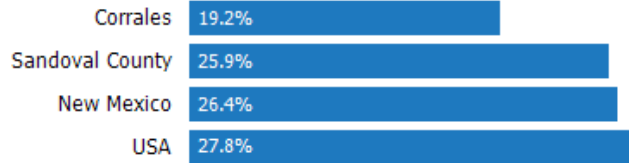
#### Less Than 9th Grade



#### 9-12th Grade/No Diploma



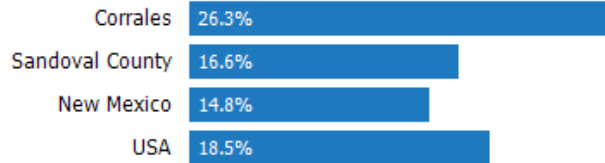
#### High School Graduate



#### Associate Degree



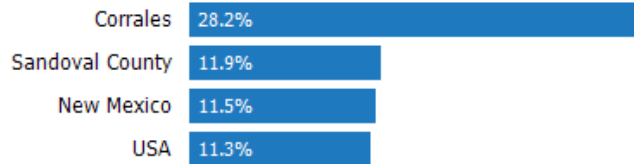
#### Bachelor's Degree



#### At Least a College Education



#### Grad/Professional Degree



### Population of Children by Age Group

This chart shows the distribution of the population of children by age range — from birth to 17 — in the area of your search.

Data Source: U.S. Census

Update Frequency: Annually

■ Corrales



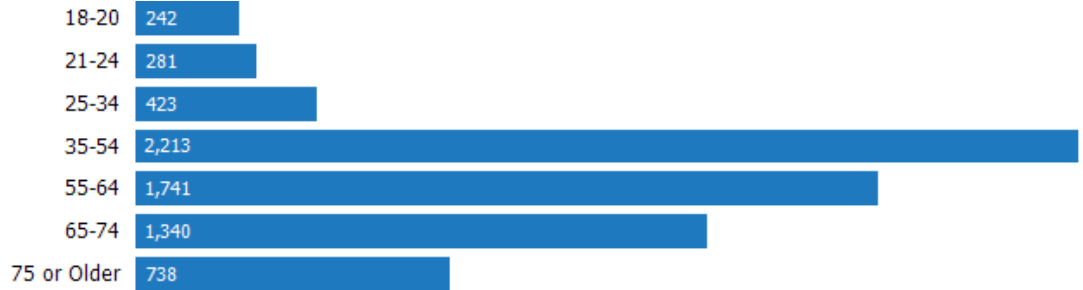
### Population of Adults by Age Group

This chart shows the distribution of the population of adults by age range — from 18 to 75-plus — in the area of your search.

Data Source: U.S. Census

Update Frequency: Annually

■ Corrales



### Households With Children

This chart shows the distribution of households with children, categorized by marital status, in the area of your search.

Data Source: U.S. Census

Update Frequency: Annually

■ Corrales



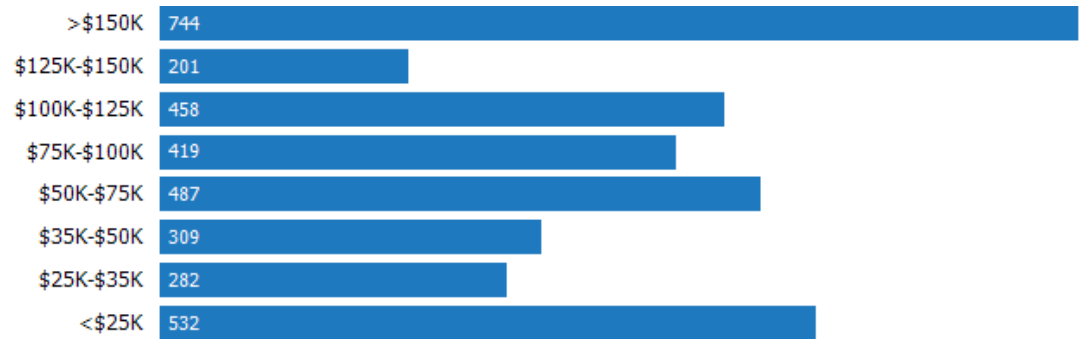
### Household Income Brackets

This chart shows annual household income levels within an area.

Data Source: U.S. Census

Update Frequency: Annually

■ Corrales



### Presidential Voting Pattern

This chart shows how residents of a county voted in the 2016 presidential election.

Data Source: USElectionAtlas.org

Update Frequency: Quadrennially



# Neighborhood: Economic Stats and Charts

	Corrales	Sandoval County	New Mexico	USA
<b>Income Per Capita</b>	\$42,197	\$26,742	\$24,012	\$28,930
<b>Median Household Income</b>	\$80,801	\$58,982	\$44,963	\$53,889
<b>Unemployment Rate</b>	–	5.7%	5.8%	4.1%
<b>Unemployment Number</b>	–	3.69K	53.8K	6.68M
<b>Employment Number</b>	–	60.6K	880K	154M
<b>Labor Force Number</b>	–	64.3K	934K	161M

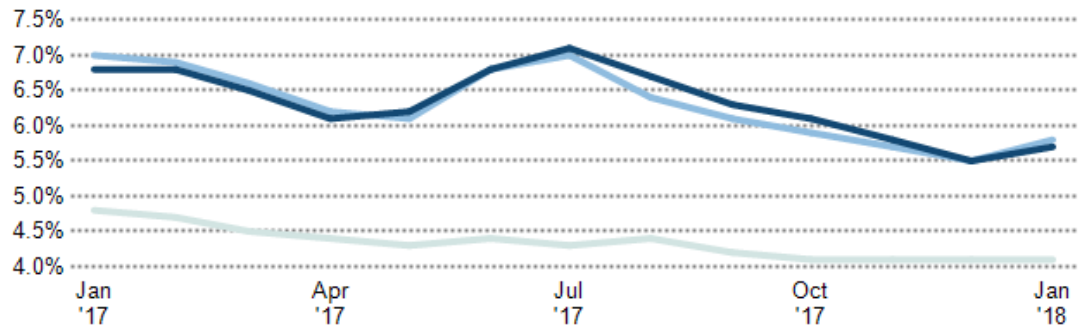
## Unemployment Rate

This chart shows the unemployment trend in the area of your search. The unemployment rate is an important driver behind the housing market.

Data Source: Bureau of Labor Statistics

Update Frequency: Monthly

- Sandoval County
- New Mexico
- USA



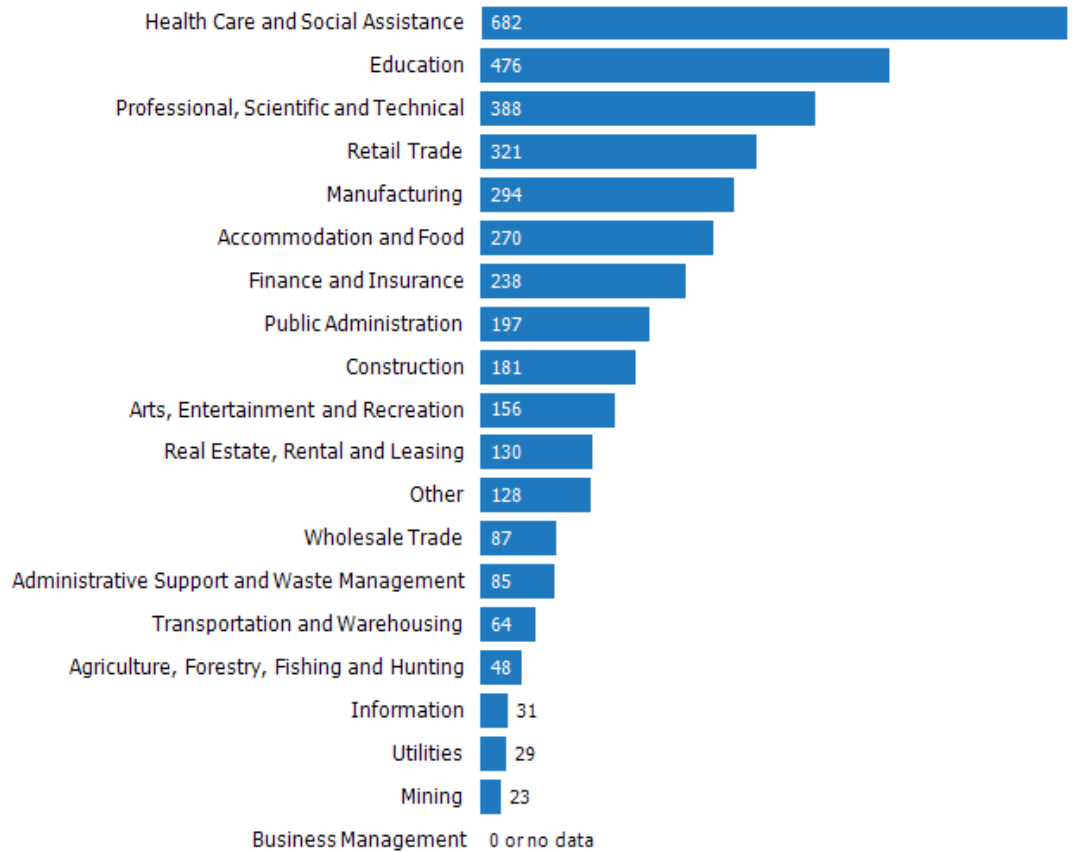
## Occupational Categories

This chart shows categories of employment within an area.

Data Source: U.S. Census

Update Frequency: Annually

- Corrales





# Neighborhood: Quality of Life Stats and Charts

## Quality of Life in 87048

	Corrales	Sandoval County	New Mexico	USA
Elevation (in feet)	5,299	6,714	5,786	–
Annual Rainfall (in inches)	8.5	12.29	14.56	–
Annual Snowfall (in inches)	9.05	31.45	21.69	–
Days of Full Sun (per year)	165	165	159	–
Travel Time to Work (in minutes)	29	29	22	26
Water Quality - Health Violations	–	0	–	–
Water Quality - Monitoring and Report Violations	–	1	–	–
Superfund Sites	0	0	21	2,340
Brownfield Sites	No	Yes	Yes	Yes

### Average Commute Time

This chart shows average commute times to work, in minutes, by percentage of an area's population.

Data Source: U.S. Census

Update Frequency: Annually



■ Corrales

### How People Get to Work

This chart shows the types of transportation that residents of the area you searched use for their commute.

Data Source: U.S. Census

Update Frequency: Annually



### Average Monthly Temperature

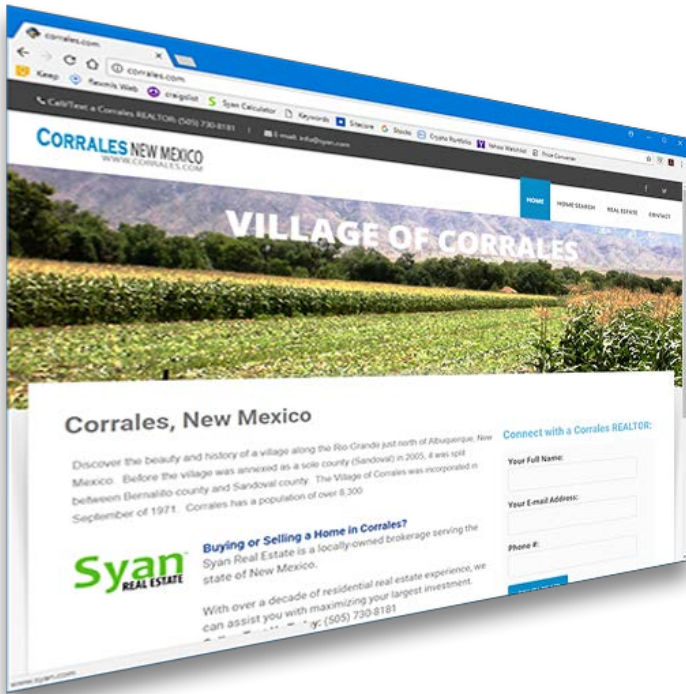
This chart shows average temperatures in the area you searched.

Data Source: NOAA

Update Frequency: Annually



# Contact a Corrales REALTOR®



## FREE Home Buyer Assistance

Since the Seller pays our commission, there is no cost to you for our personal assistance. Don't call the number on the sign. Call/Text us directly: **(505) 730-8181**

## FREE Corrales Home Search

To help save you time and frustration, we created a custom real estate website that targets only the Village of Corrales. [Find Corrales homes for sale](#)

## FREE Corrales Listing Alerts

Unless you're searching 24/7, you're missing out on new listings that hit the market, price reductions and when homes come back on the market. **Setup FREE alerts**

## \$500 DOWN PAYMENT PROGRAM

Whether you are a former home owner or a first-time home buyer, you could qualify for the \$500 Down Payment Assistance Program. This means you may be able to buy a home with as little as \$500 out of pocket. With this program and low interest rates, there's no better time to get your piece of the American dream.

**Call, text or e-mail me today.**



**Leigh-Jo**



**Call or Text:**  
**(505) 730-8181**



**E-mail:**  
**info@syman.com**